




Peerless-Assigns
Total Retail Solutions



Merchandising Display Systems

PRODUCT OVERVIEW

01462 672 000
www.peerlessassigns.com



Peerless-Assigns
Total Retail Solutions

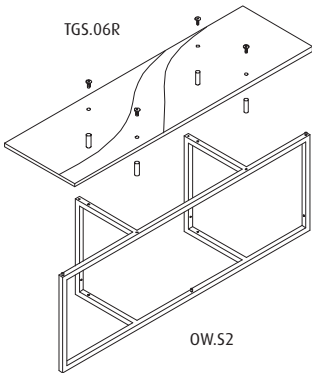
Data Sheets Contents.

FLOOR & WALL DISPLAY UNITS

- E.01** OMNI Wall Units
- E.02** OMNI Perimeter Units
- E.03** OMNI Floor Units (Small)
- E.04** OMNI Floor Units (Large)
- E.05** VERSO Wall Units
- E.06** ROTOR Floor Units
- E.07** TRIRAIL and H-FRAME
- E.08** Display Tables

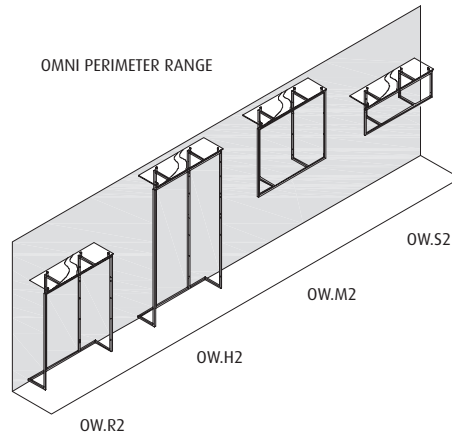
E.01 OMNI Wall Units

The OMNI Wall range is available in two standard sizes, providing the perfect adaptable solution for fashion, accessory and giftware products. Merchandise can be displayed directly from the fine steel frames or optional fittings, including glass or timber shelves, accessory prongs and intermediate display rails for front and side presentation. The units featured below are designed to be easily fixed to walls and can be combined with the rest of the OMNI range to create a consistent look and feel throughout your retail space. Available in either brushed stainless steel or powder coated mild steel options.

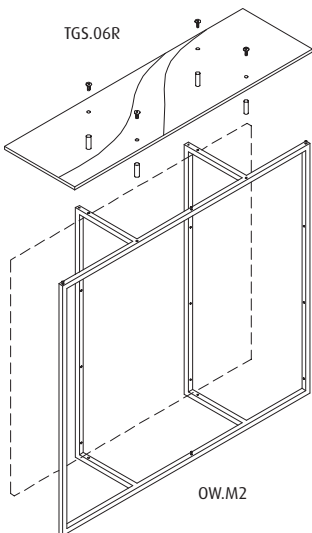


TGS.06R
TOP GLASS SHELF
1155 x 340 x 8
including support pillars

OW.S2
OMNI SMALL FRAME
400H x 1200W x 300D
frames are 20 x 20 square
tube

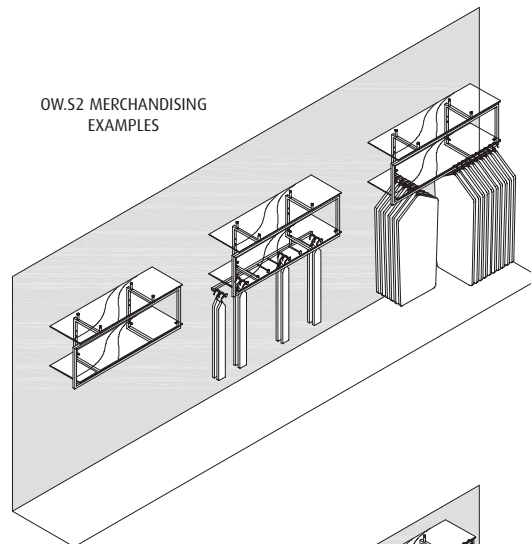


OMNI PERIMETER RANGE

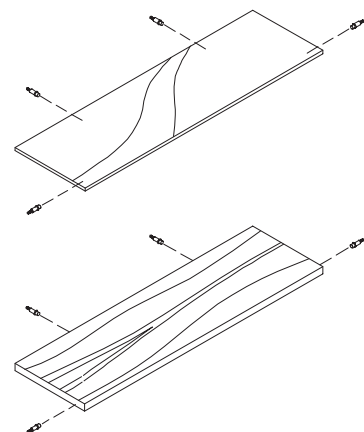


TGS.06R
TOP GLASS SHELF
1155 x 340 x 8
including support pillars

OW.M2
OMNI MEDIUM FRAME
1030H x 1200W x 300D
frames are 20 x 20 square
tube

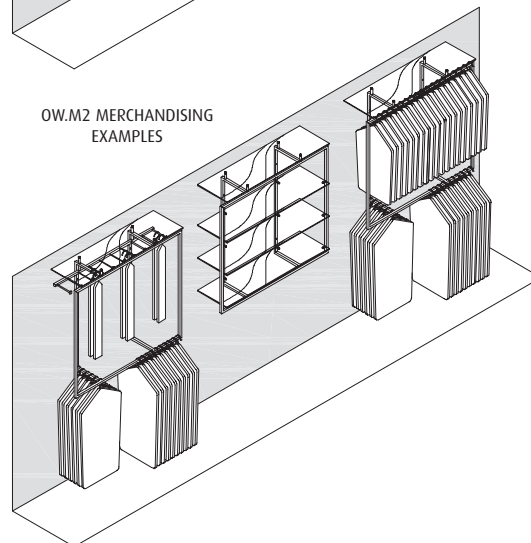


OW.S2 MERCHANDISING
EXAMPLES



MGS.05R
GLASS SHELF
1155W x 340L x 8D
glass with radius corners
and support fixings

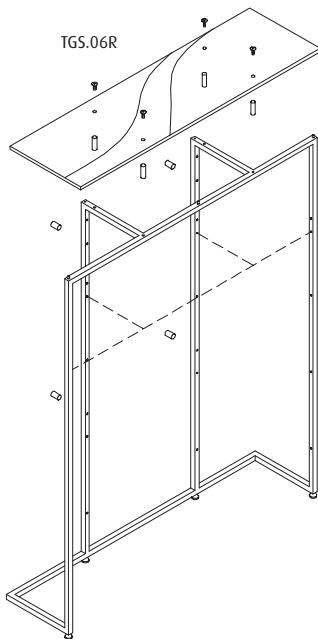
OTS.120
TIMBER SHELF
1155W x 340L x 26D
including supports



OW.M2 MERCHANDISING
EXAMPLES

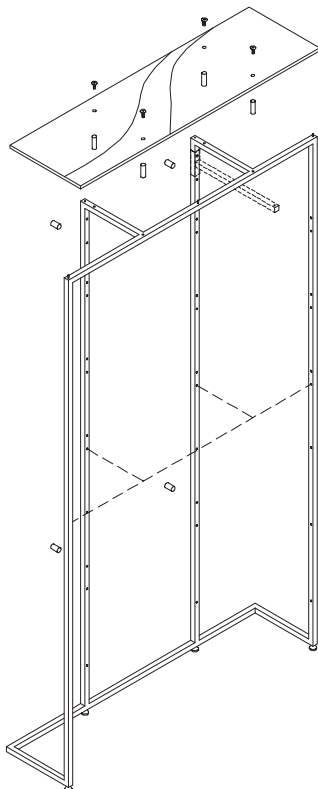
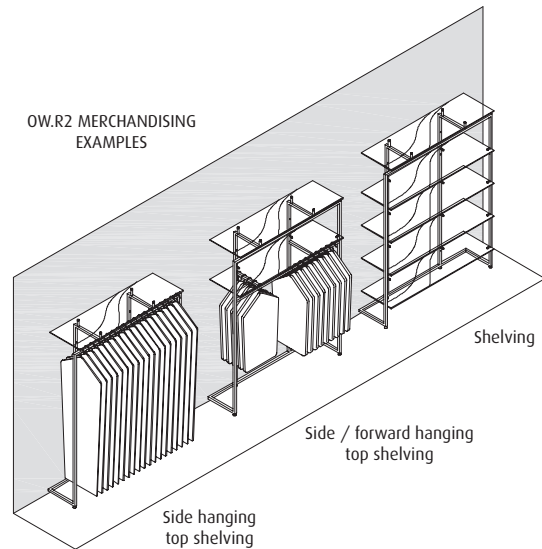
E.02 OMNI Perimeter Units

The OMNI Perimeter range is available in two standard sizes, providing the perfect adaptable solution for fashion, accessory and giftware products. Merchandise can be displayed directly from the fine steel frames or optional fittings, including glass or timber shelves, accessory prongs and intermediate display rails for front and side presentation. The larger units featured below are designed to rest on the floor and be fixed back to the wall using simple fixings and can be combined with the rest of the OMNI range to create a consistent look and feel throughout your retail space. Available in either brushed stainless steel or powder coated mild steel options.



TGS.06R
TOP GLASS SHELF
1155 x 340 x 8
including support pillars which
add 70mm to overall height

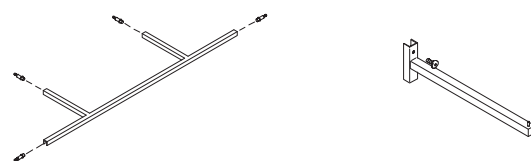
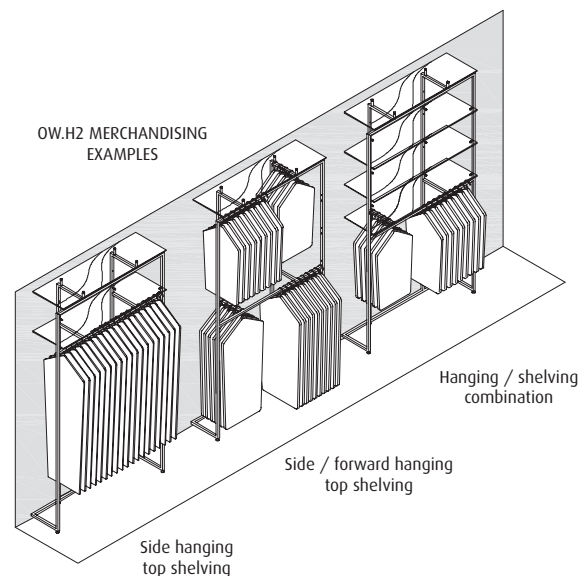
OW.R2
OMNI REGULAR FRAME
1480H x 1200W x 300D
frames are 20 x 20 square
tube and supplied with wall
fixing spacers.



TGS.06R
TOP GLASS SHELF
1155 x 340 x 8
including support pillars which
add 70mm to overall height

ODR.120
OPTIONAL DISPLAY RAIL

OW.H2
OMNI LARGE FRAME
2120H x 1200W x 300D
frames are 20 x 20 square
tube and supplied with wall
fixing spacers.

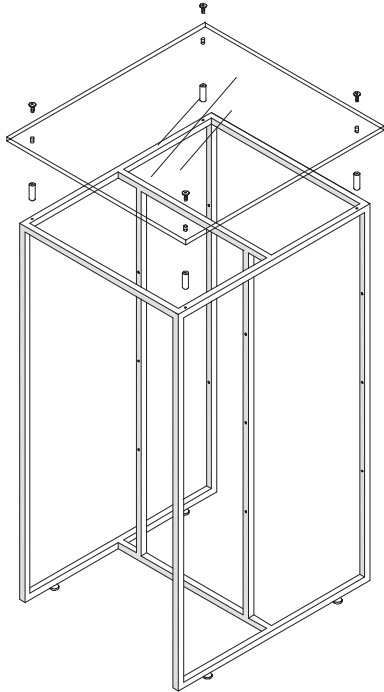


ODR.120
INTERMEDIATE DISPLAY
RAIL
1160L x 300D

OFA.40
FORWARD ARM
LENGTH 400
includes fixing screw

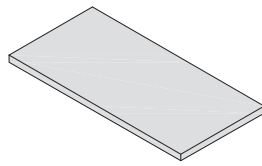
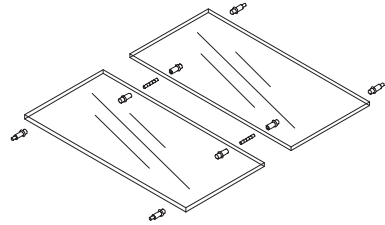
E.03 OMNI Floor Units (Small)

OMNI floor units are available in two sizes and provide the perfect mobile yet stable retail solution for fashion, accessory and giftware products. Cleverly engineered to allow merchandise to be displayed in a variety of ways, from direct hanging to the addition of optional glass or timber shelves, the OMNI floor units are often combined with other products from the range. For large OMNI floor units please see the following data sheet E.04. Available in either brushed stainless steel or powder coated mild steel options.

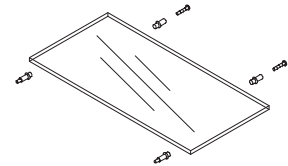


TGS.05R
TOP GLASS SHELF
775 x 700 x 8

OM.L1
OMNI SMALL FRAME
1275H x 750W x 615D
frames are 20 x 20 square tube
optional glass top extra

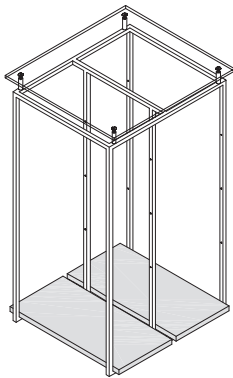


OTB.01/OTS.01
TIMBER SHELF
700L x 340D x 25
can be used for either base
or mid shelf with fixings

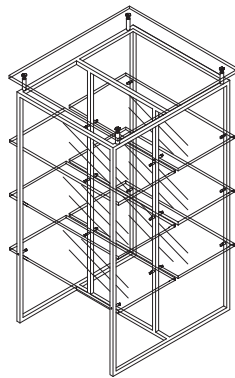


MGS.01R/02R
SINGLE / DOUBLE MID
GLASS SHELF SET
700 x 340 x 8
set of either 3 or 6 shelves
including support fixings.

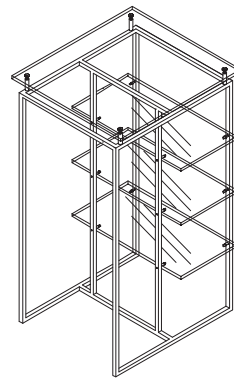
Examples of units with a range of fitting options can be seen illustrated below.



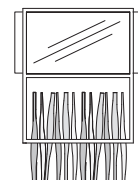
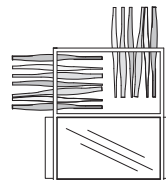
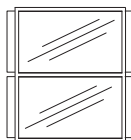
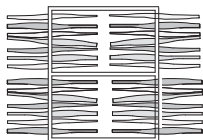
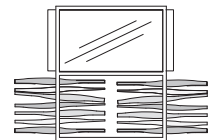
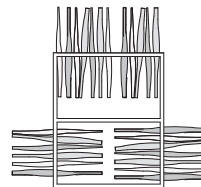
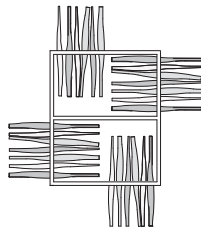
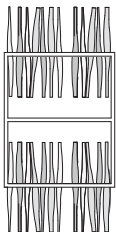
A



B

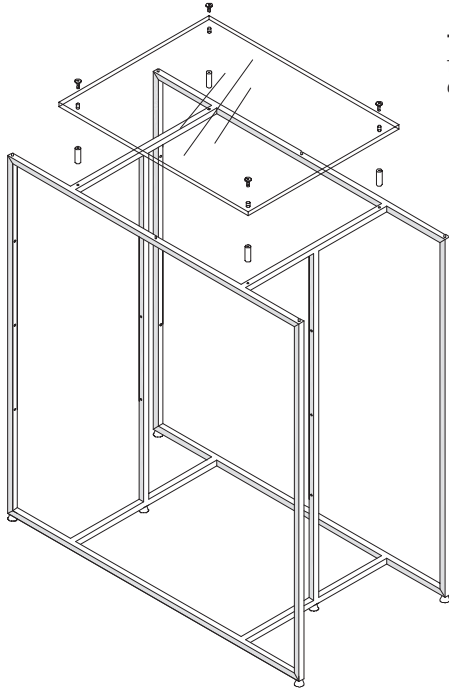


C



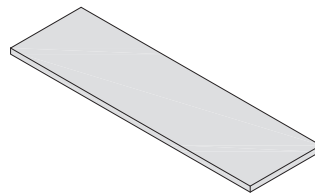
E.04 OMNI Floor Units (Large)

OMNI floor units are available in two sizes and provide the perfect mobile yet stable retail solution for fashion, accessory and giftware products. Cleverly engineered to allow merchandise to be displayed in a variety of ways, from direct hanging to the addition of optional glass or timber shelves, the OMNI floor units are often combined with other products from the range. For small OMNI floor units please see the previous data sheet E.03. Available in either brushed stainless steel or powder coated mild steel options.

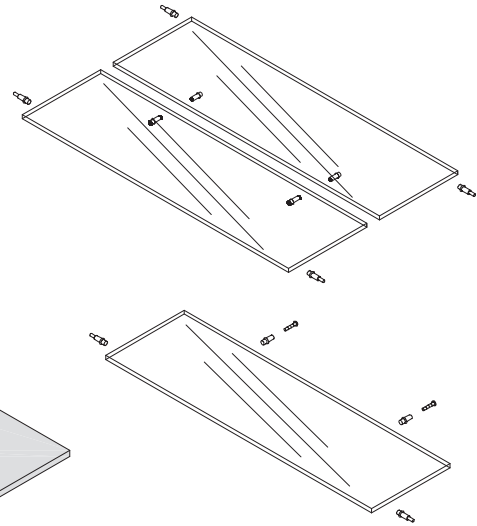


TGS.40R
TOP GLASS SHELF
600W x 680L x 8D

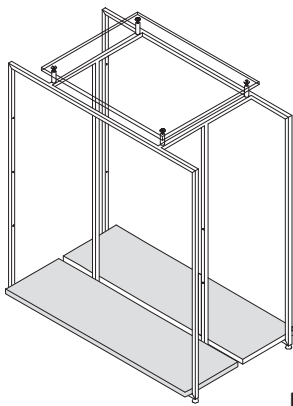
OM.L20
OMNI LARGE FRAME
1275H x 1200W x 615D
frames are 20 x 20 square tube
optional glass top extra



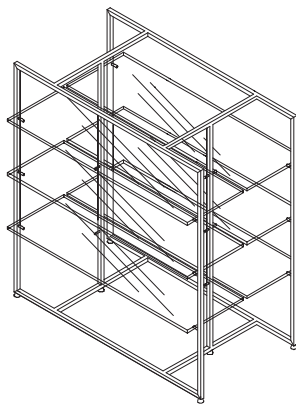
OTB.02/OTS.02
TIMBER SHELF
1155 x 340 x 25
can be used for either base
or mid shelf with fixings



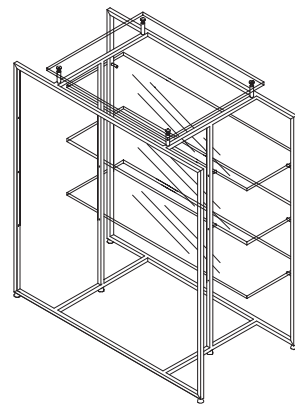
MGS.03R/04R
SINGLE / DOUBLE MID
GLASS SHELF SET
1155 x 340 x 8
set of either 3 or 6 shelves
including support fixings



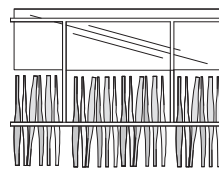
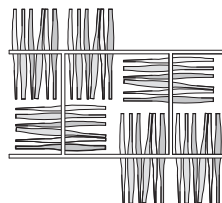
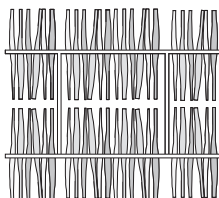
D



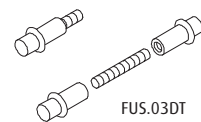
E



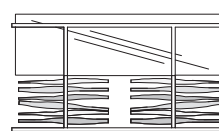
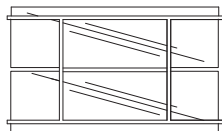
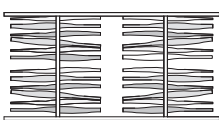
F



FUS.03ST



FUS.03DT



FUS.03ST/DT
SINGLE / DOUBLE SHELF
TOGGLE SETS
to allow for either singular or
double back-to-back shelving

E.05 VERSO Wall Units

VERSO units provide contemporary, innovative displays for retail or showroom interiors. Ideal for fashion and accessories, these flexible units offer side or front hanging with optional shelving. The fine stainless steel frames are available with fittings for floor to wall, wall to ceiling and ceiling and mid floor suspended locations subject to site conditions. Wall units may be combined with our ROTOR or OMNI floor units.

FLOOR TO WALL FRAME

VWF.01

1500H x 1210W x 430D
Includes wall and floor bosses
Shelving optional

GLASS SHELF

With radius corners and tailored shelf supports

VGS.01R 1155 x 340 x 8
for VWF.01 and VWF.02 frames

VGS.02R 1155 x 340 x 8
for VWF.03 frame

WALL TO CEILING FRAME

VWF.02

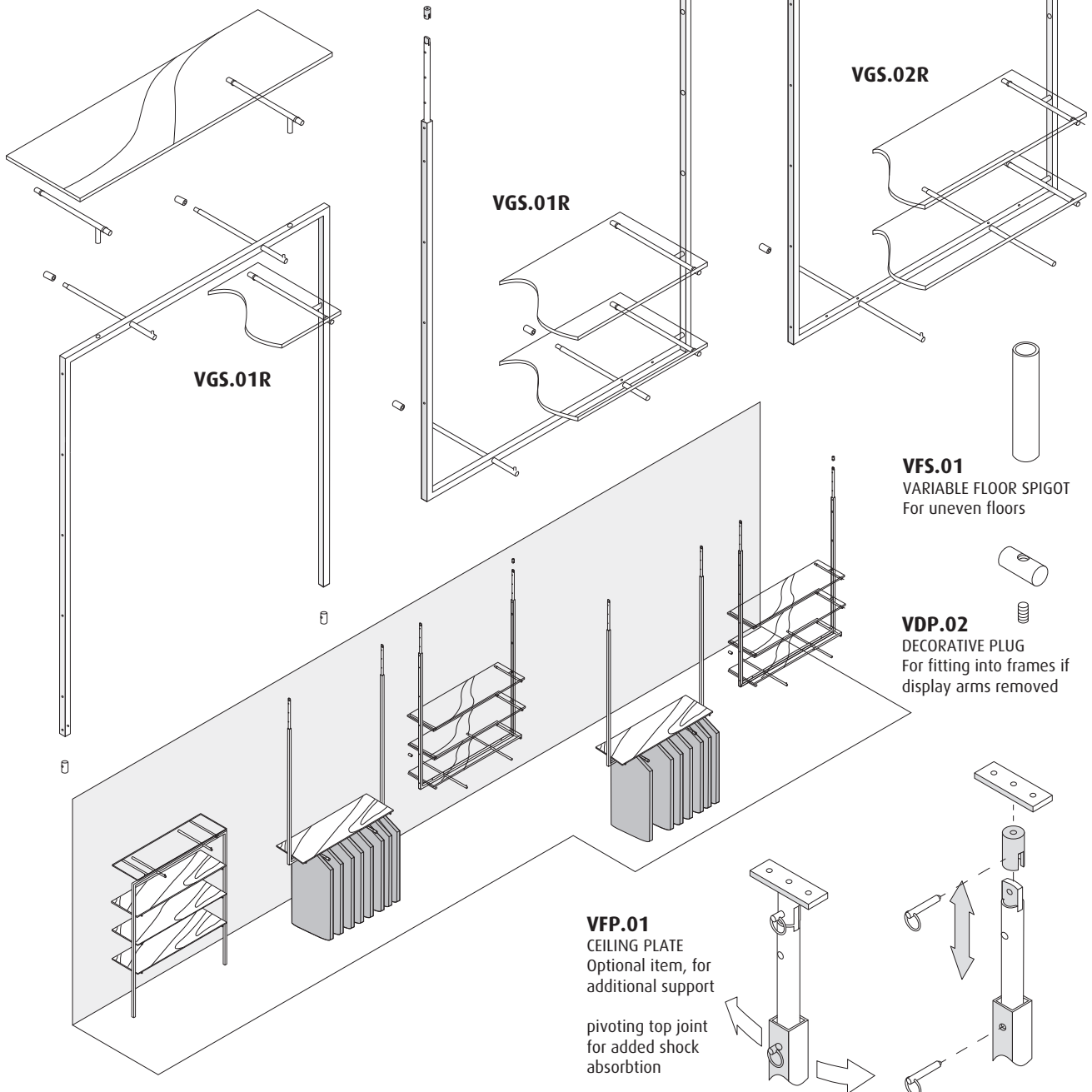
1210W X 430D X 1500H
(2100H max. extended) Includes wall
and ceiling bosses. Shelving optional

Frames are 25x25 square
tube with 15 ø arms and
shelf supports

CEILING FRAME

VWF.03

1210W X 430D X 1500H
(2100H max. extended)
Includes ceiling bosses.
Excludes optional VFP.01 plate
Shelving optional



VGS.01R

VGS.01R

VGS.02R

VFS.01
VARIABLE FLOOR SPIGOT
For uneven floors

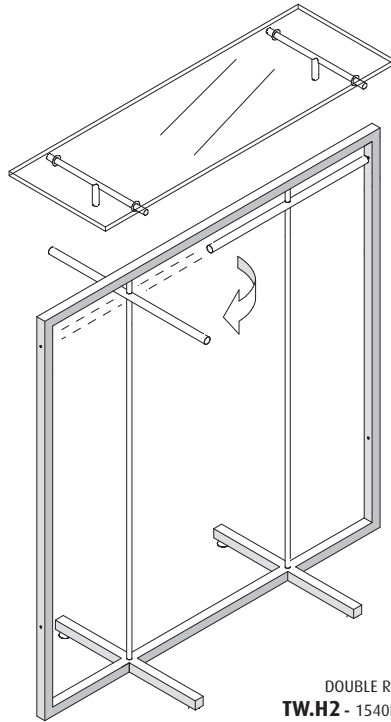
VDP.02
DECORATIVE PLUG
For fitting into frames if
display arms removed

VFP.01
CEILING PLATE
Optional item, for
additional support

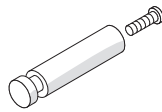
pivoting top joint
for added shock
absorption

E.06 ROTOR Floor Units

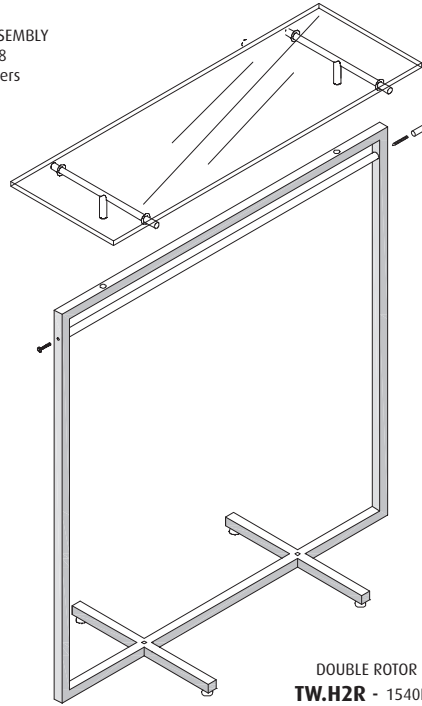
The ROTOR floor units are available as either single or double display in two separate heights. Comprised of powder coated frames with adjustable feet and unique rotating hanging rails with a simple lift-twist-lock movement, rotor frames are perfect for dual side or forward hanging. Standard accessories and shelving are offered, plus a fixed rail option. Peerless-Assigns have adjusted this product to suit numerous different store or project needs and are more than happy to discuss your requirements.



TGS.03R
TOP GLASS SHELF ASSEMBLY
1200 x 400 x 8
with radius corners

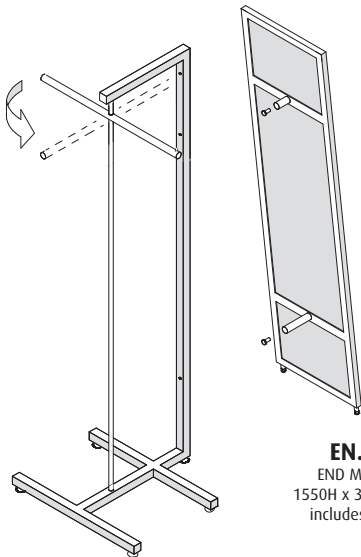


EP.08
END PEG - 80L
EP.08R also available for
fixed rail units



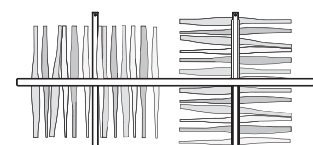
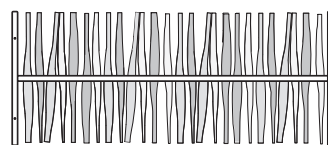
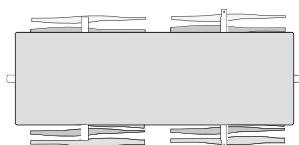
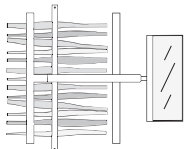
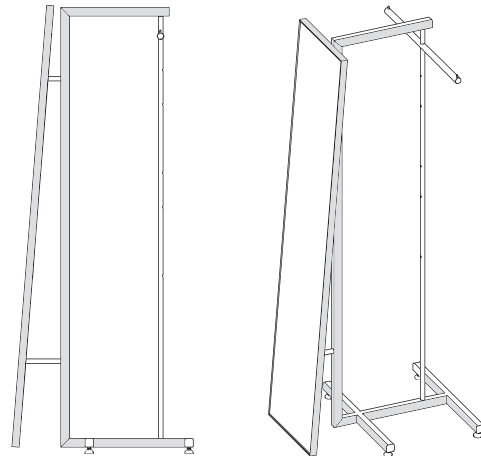
DOUBLE ROTOR UNIT
TW.H2 - 1540H x 1270L x 600W
TW.L2 - 1310H x 1270L x 600W
supplied with 2 No HR.02 rails

DOUBLE ROTOR UNIT fixed rail
TW.H2R - 1540H x 1270L x 600W
TW.L2R - 1310H x 1270L x 600W
includes fixed hanging rail



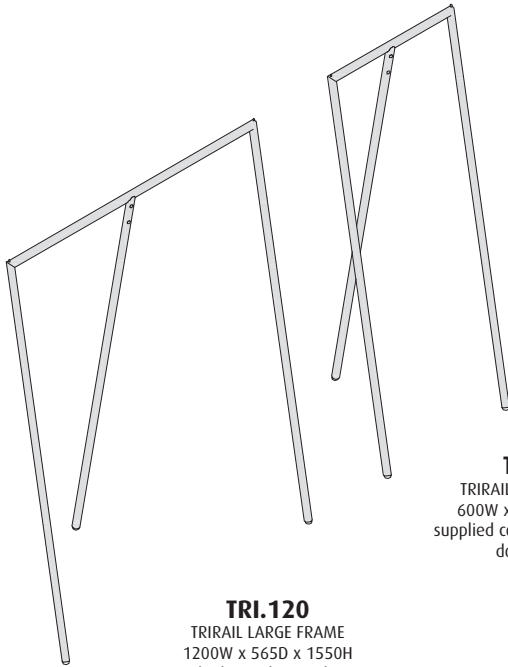
SINGLE ROTOR UNIT
TW.H1 1540H x 450L x 600W
TW.L1 1310H x 450L x 600W
supplied with 1 No HR.02 rails

EN.01
END MIRROR
1550H x 350W x 25
includes frame



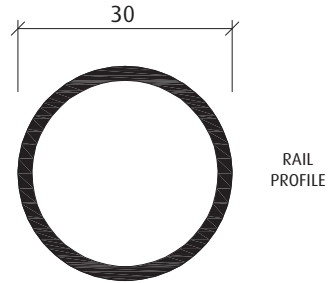
E.07 TRIRAIL and H-FRAME

TRIRAIL display stands provide a simple, distinctive way to display mid-floor side hanging fashion items. Available in two effective sizes, small and large, 600mm and 1200mm widths, these modern furnishings complement any retail fashion or showroom areas.



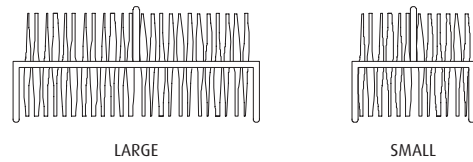
TRI.120
TRIRAIL LARGE FRAME
1200W x 565D x 1550H
supplied complete with 3 No
domed feet

TRI.60
TRIRAIL SMALL FRAME
600W x 565D x 1550H
supplied complete with 3 No
domed feet

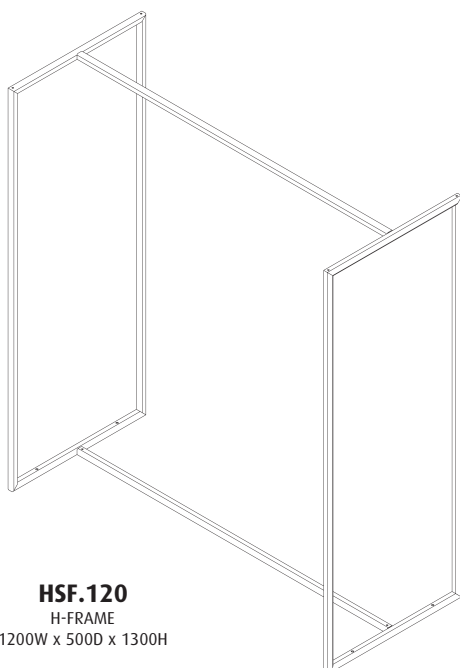


Standing on three legs, these self-levelling rails are formed from 30mm tube, with a detachable central leg, to allow for units to be packaged flat for storage and transportation.

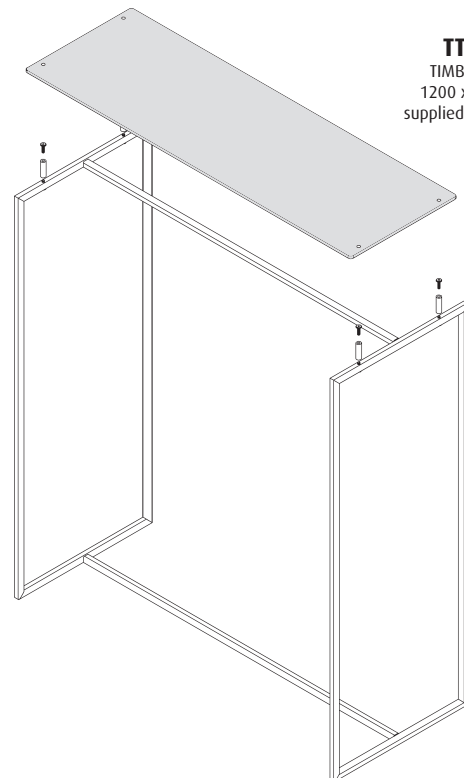
An aerial view of both the small and large fully merchandised TRIRAIL unit can be seen below.



H-FRAME is a simple floor standing display rail unit that compliments several of our product ranges including OMNI, VERSO and ROTOR. Its robust welded steel box section frame provides sturdy support for even the weightiest garments. Supplied in mild steel and powder coated as standard, H-FRAME can also be manufactured in stainless steel.



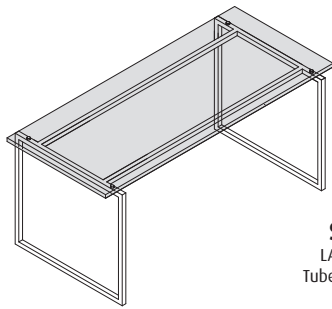
HSF.120
H-FRAME
1200W x 500D x 1300H



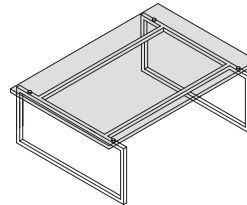
TTS.01
TIMBER SHELF
1200 x 400 x 25
supplied with fixings

E.08 Display Tables

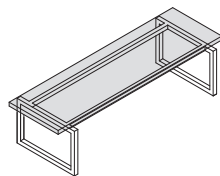
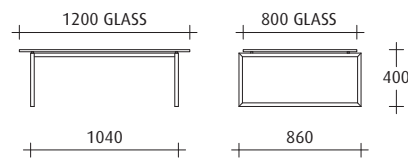
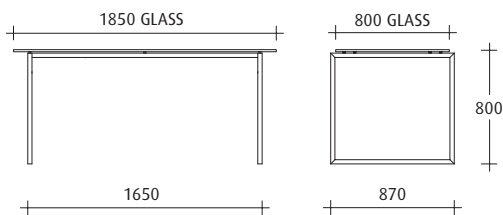
The Peerless-Assigns selection of display tables are ideal for any merchandising or presentation needs. This collection of four contemporary rectangular tables may be used singly or in various combinations to create tiered arrangements. Units are comprised of high quality powder coated metal frames with toughened glass tops all with radius corners.



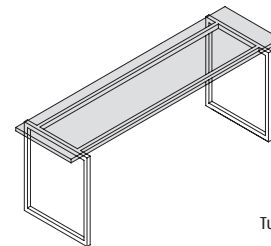
SRT.01
LARGE TABLE
Tube size 30 x 30



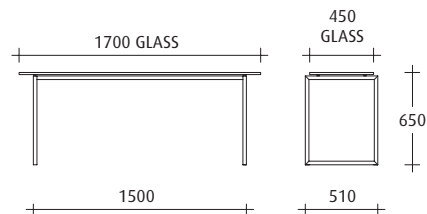
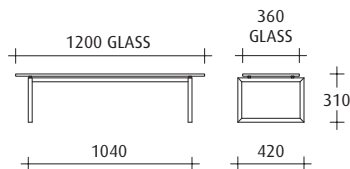
SRT.02
MEDIUM TABLE
Tube size 25 x 25



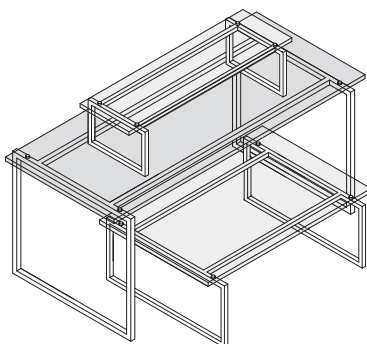
SRT.03
SMALL TABLE
Tube size 25 x 25



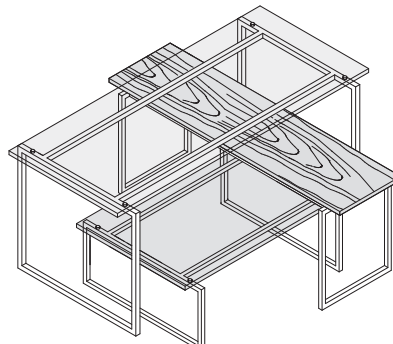
SRT.04
BENCH TABLE
Tube size 25 x 25



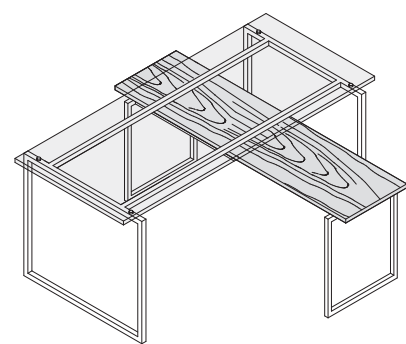
Just some of the many examples of table configuration ideas can be seen illustrated below.
Custom sizes are available to order upon request.



A
SRT.01
SRT.02
SRT.03



B
SRT.01
SRT.02
SRT.04
(plus optional timber top)



C
SRT.01
SRT.04
(plus optional timber top)